

# Product Sheet



# QVQ

QUALITY IN ANTIBODIES

Yalelaan 1  
3584 CL Utrecht  
The Netherlands  
+31 30 253 3421

www.qvquality.com  
KvK: 30274082  
VAT: 8215.17.168  
NL88 RABO0153194936

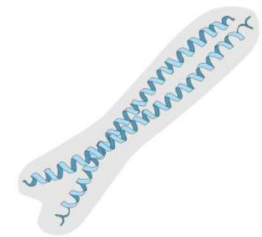
## Vimentin

**Catalogue no.:** Q60c

**Clone name:** FSH-5G1

**Product:** VHH directed against Vimentin

**Target:** Vimentin, UniProtKB P08670) is a class III intermediate filament (IF) protein, predominantly found in mesenchymal cells. IFs are, besides actin and tubulin, one of the basic cytoskeletal component. Vimentin has a size of 466 amino acids or 57 kDa protein and is encoded by the VIM gene. Vimentin contains three linked coiled-coil domains and can be phosphorylated on serines and threonines. Vimentins can organize into unit-length filaments (ULFs) with a diameter of ~11 nm by longitudinal selfassociation of four octamers. Structures shown are derived from PDB files 3UF1 and 5WHF.<sup>1-4</sup>



**Source:** Recombinant monoclonal VHH (Llama glama), purified from *S.cerevisiae* using affinity chromatography. Immunization with muscle cells. Phage-display selection on captured Vimentin with total elution.

**Specificity:** Human Vimentin.<sup>5</sup>

**Formulation:** 0.2 µm filtered solution in PBS.

**Mol. Weight:** 14.6 kDa

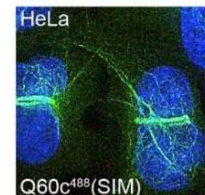
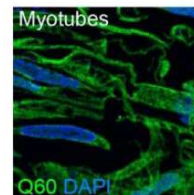
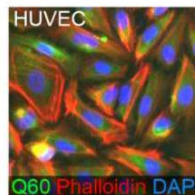
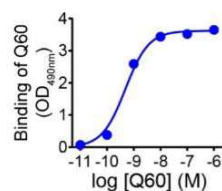
**Ext. Coeff. (ε):** 23045

**A<sub>280</sub> at 1g/L:** 1.6

**Storage:** Shipped on blue ice. Store at 4 °C or -20 °C (aliquots). Addition of 0.02% sodiumazide is optional.

**Applications:** ELISA, IF, IHC

**Examples:**



Binding of Q60 to immobilized recombinant vimentin in ELISA, HUVEC cells in IF and myotubes in IHC. Bound VHHs were detected using rabbit-anti-VHH and donkey-anti-rabbit secondary antibodies. Directionally conjugated Q60c in HeLa cells as imaged by structured illumination microscopy (SIM).

## References:

- 1 Ferrari et al., (1986) Mol Cell Biol 6, 3614-3620
- 2 Sokolova et al., (2006) PNAS 103, 16206-16211
- 3 Aziz et al., (2012) J Biol Chem 287, 28349-28361
- 4 Obiero et al., (2018) FEBS J. doi: 10.1111/febs.14585
- 5 van Beijnum et al., (2022) Nat Comm, 13, 2842